

# ELKAY® SPECIFICATIONS

## Heavy-Duty, 14 Gauge Wall-Mount Water Cooler Vandal-Resistant, Barrier Free Access Models VRCHD8S3JOSA & VRCHDTL8S3JOCSA

### PRODUCT SPECIFICATION

RATED FOR INDOOR AND OUTDOOR USE  
ONLY AVAILABLE FOR SAUDI ARABIA

Self-contained, heavy-duty, vandal-resistant water cooler. Shall include 14 GA stainless steel welded construction for extreme tamper-resistance and curved profile for safety. Front pushbutton activation must be vandal-resistant and not easily removed without special tools. Shall include vandal-resistant StreamSaver™ bubbler and integral drain in basin. Shall include louvered screens with holes sized to prevent easy tampering. Shall include etched name on front; removable adhesive labels not allowed. Models VRCHD(TL)8 shall deliver 8 GPH of 50°F drinking water at 90°F ambient and 80°F inlet water. Models. Unit shall meet ADA guidelines. Unit shall be lead-free design which is certified to NSF/ANSI 61 and 372 and meets Federal and State low-lead requirements. Unit shall be certified to UL399 and CAN/CSA 22.2 No. 120.

Unit shall comply with ASME A 112.19.3 / CSA B45.4.

### STANDARD FEATURES

- Ideal for applications prone to tampering such as prisons and educational facilities with curved profile offering a safe and unobtrusive design
- One-piece 14 GA stainless steel heavy-duty welded body includes basin with integral drain and side panels; no fasteners
- Gap-free panel joins to eliminate tamper access points
- Durable satin finish that resists stains and corrosion
- Vandal-resistant, self-closing pushbutton which requires tooling to prevent easy removal. Meets ADA activation force guidelines
- Vandal-resistant, heavy-duty one-piece drain formed into basin
- Vandal-resistant StreamSaver™ water-efficient bubbler is one-piece, heavy-duty
- Rated for indoor and outdoor use

### COOLING SYSTEM

- Compressor: hermetically-sealed, reciprocating type, single phase. Sealed-in lifetime lubrication.
- Condenser: Fan cooled. Fan motor is permanently lubricated.
- Cooling Unit: Combination tube-tank type. Continuous copper tubing with stainless steel tank. Fully insulated with EPS foam which meets UL requirements for self-extinguishing material.
- Refrigerant Control: Refrigerant R134a is controlled by accurately calibrated capillary tube.
- Temperature Control: Enclosed adjustable thermostat is factory preset. Requires no adjustment other than for altitude requirements.






### CONSTRUCTION

- Frame: Galvanized structural steel chassis supports cooler housing
- Housing: Heavy-duty 14 gauge stainless steel cabinet with front access panel and integral basin
- Screened vents: Perforated vent screens prevent objects from being inserted into cooler
- Vandal-resistant StreamSaver™ bubbler: One-piece, heavy-duty, solid construction. Reduces the flow of water by nearly 40% \* but maintains a steady, satisfying water stream. \*Over average market performance.
- Vandal-resistant Drain: Heavy-duty, one-piece construction
- Vandal-resistant Pushbutton: Heavy-duty, self-closing, easy to operate. Allows front access stream height adjustment.
- Note - Flow regulator provides constant stream from 20 to 105 psi water pressure.

**Warranty:** 5 year limited warranty on the unit's refrigeration system. Electrical components and water system are warranted for 12 months from date of installation or 18 months from factory shipment, whichever date falls first.

### CAPACITIES CHART

CAPACITIES CHART							 Tested by:	 C USA
Model	Voltage / Hertz	Chilling** Capacity	F.L. Amps	Rated Watts	Approx. Ship Wt.	ADA COMPLIANT	SASO 1062 (SASO/IEC 60335-1) & SASO/IEC 60335-2-89 Compliant	NSF/ANSI 61 and 372 Certified
VRCHD8S3JOSA	220V / 60Hz	8 GPH	4	370	76 lbs	•	•	•
VRCHDTL8S3JOCSA	220V / 60Hz	8 GPH	4	370	110 lbs	•	•	•

\*\*Based on 80°F inlet water & 90°F ambient air temp for 50°F chilled drinking water.

*This specification describes an Elkay product with design, quality and functional benefits to the user. When making a comparison of other producer's offerings, be certain these features are not overlooked.*

**Heavy-Duty, 14 Gauge Wall-Mount Water Cooler**  
**Vandal-Resistant, Barrier Free Access**  
**Models VRCHD8S3JOSA & VRCHDTL8S3JOCSA**

**ELKAY®**  
**ROUGH-IN DIMENSIONS**

**RATED FOR INDOOR AND OUTDOOR USE**  
**ONLY AVAILABLE FOR SAUDI ARABIA**

Open space rough-in design permits new installation or replacement of existing fountains and coolers with this Elkay cooler when rough-in is within the outline shown.

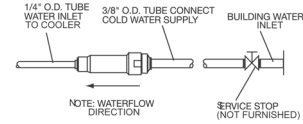
**IMPORTANT! INSTALLER PLEASE NOTE:**

This water cooler has been designed and built to provide water to the user which has not been altered by materials in the cooler waterways.

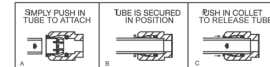
The grounding of electrical equipment such as telephone, computers, etc to water lines is a common procedure. This grounding may be in the building or occur away from the building. This grounding can cause electrical feedback into a water cooler creating an electrolysis which creates a metallic taste or causes an increase in the metal content of the water. This condition is avoidable by installing the cooler using the proper materials as shown below.

**NOTICE**

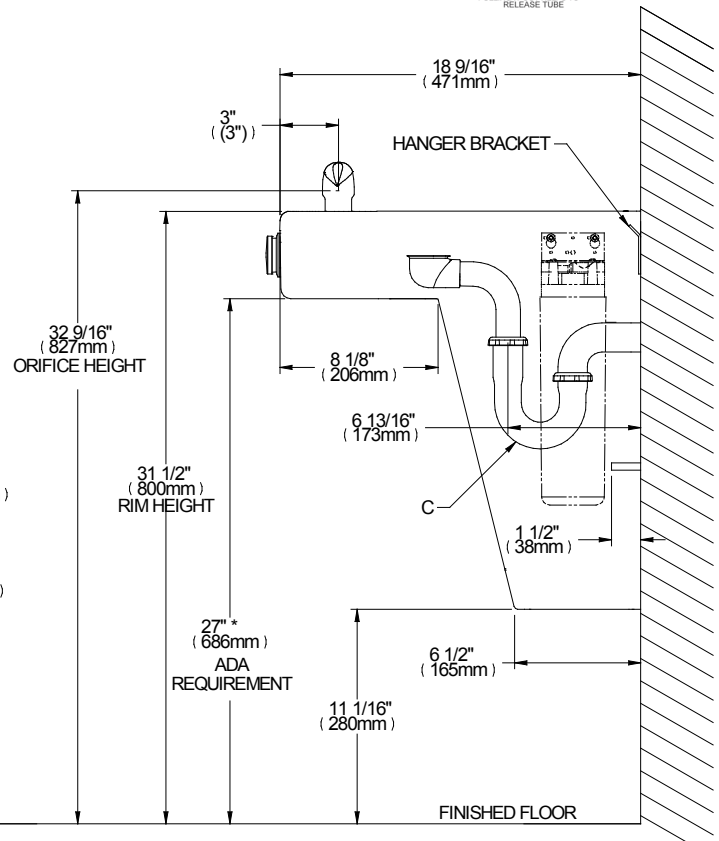
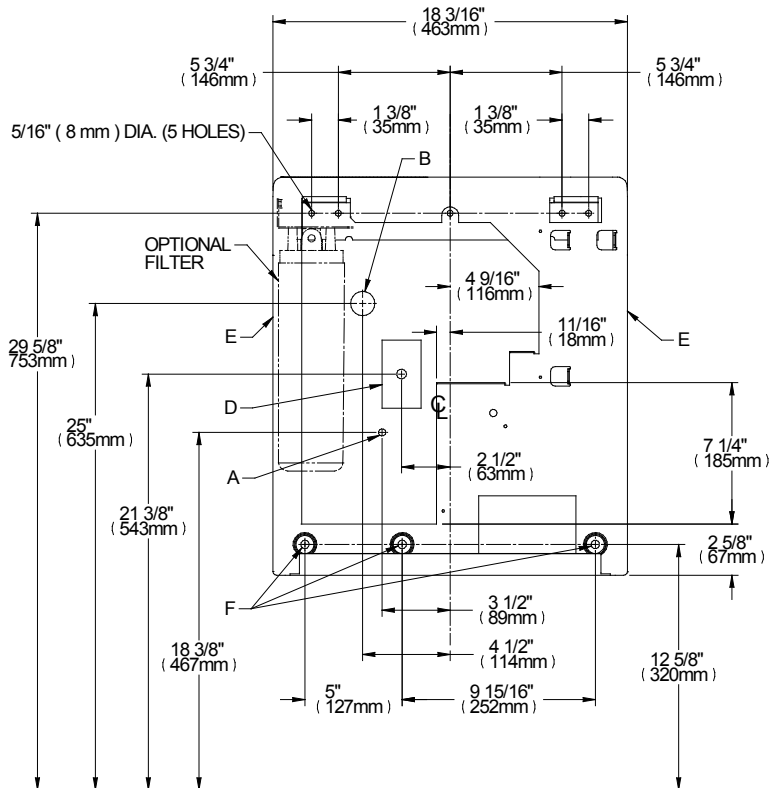
This water cooler must be connected to the water supply using a dielectric coupling. The cooler is furnished with a non-metallic strainer which meets this requirement. The drain trap, which is provided by the installer, should also be plastic to completely isolate the cooler from the building plumbing system.



**OPERATION OF QUICK CONNECT FITTINGS**



SHOWN VRCHD8S3JOSA



**REDUCE HEIGHT BY 3 INCHES FOR INSTALLATION OF CHILDRENS ADA COOLER**

**LEGEND:**

- A = Recommended Water Supply location. Shut-off Valve (not furnished) to accept 3/8" O.D. unplated copper tube. Up to 3" (76mm) maximum out from wall.
- B = Recommended Waste Outlet location. To accommodate 1-1/4" nominal drain. Drain stub 2" (51mm) out from wall.
- C = 1-1/4" Trap (not furnished).
- D = Electrical Supply (3) Wire Recessed Box Duplex Outlet.
- E = Insure proper ventilation by maintaining 6" (152mm) minimum clearance from cabinet louvers to wall.
- F = 7/16" (11mm) Bolt Holes for fastening to wall.

NOTE: New Installations Must Use Ground Fault Circuit Interrupter (GFCI)

Job Name: \_\_\_\_\_  
 Model: \_\_\_\_\_ Qty. \_\_\_\_\_  
 Contact: \_\_\_\_\_  
 Approval Signature: \_\_\_\_\_  
 Notes: \_\_\_\_\_

# Heavy-Duty, 14 Gauge Wall-Mount Water Cooler

## Vandal-Resistant, Barrier Free Access

### Models VRCHD8S3JOSA & VRCHDTL8S3JOCSA

# ELKAY®

## ROUGH-IN DIMENSIONS

**RATED FOR INDOOR AND OUTDOOR USE**  
**ONLY AVAILABLE FOR SAUDI ARABIA**

Open space rough-in design permits new installation or replacement of existing fountains and coolers with this Elkay cooler when rough-in is within the outline shown.

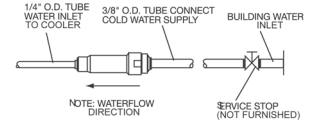
#### IMPORTANT! INSTALLER PLEASE NOTE:

This water cooler has been designed and built to provide water to the user which has not been altered by materials in the cooler waterways.

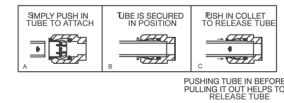
The grounding of electrical equipment such as telephone, computers, etc to water lines is a common procedure. This grounding may be in the building or occur away from the building. This grounding can cause electrical feedback into a water cooler creating an electrolysis which creates a metallic taste or causes an increase in the metal content of the water. This condition is avoidable by installing the cooler using the proper materials as shown below.

#### NOTICE

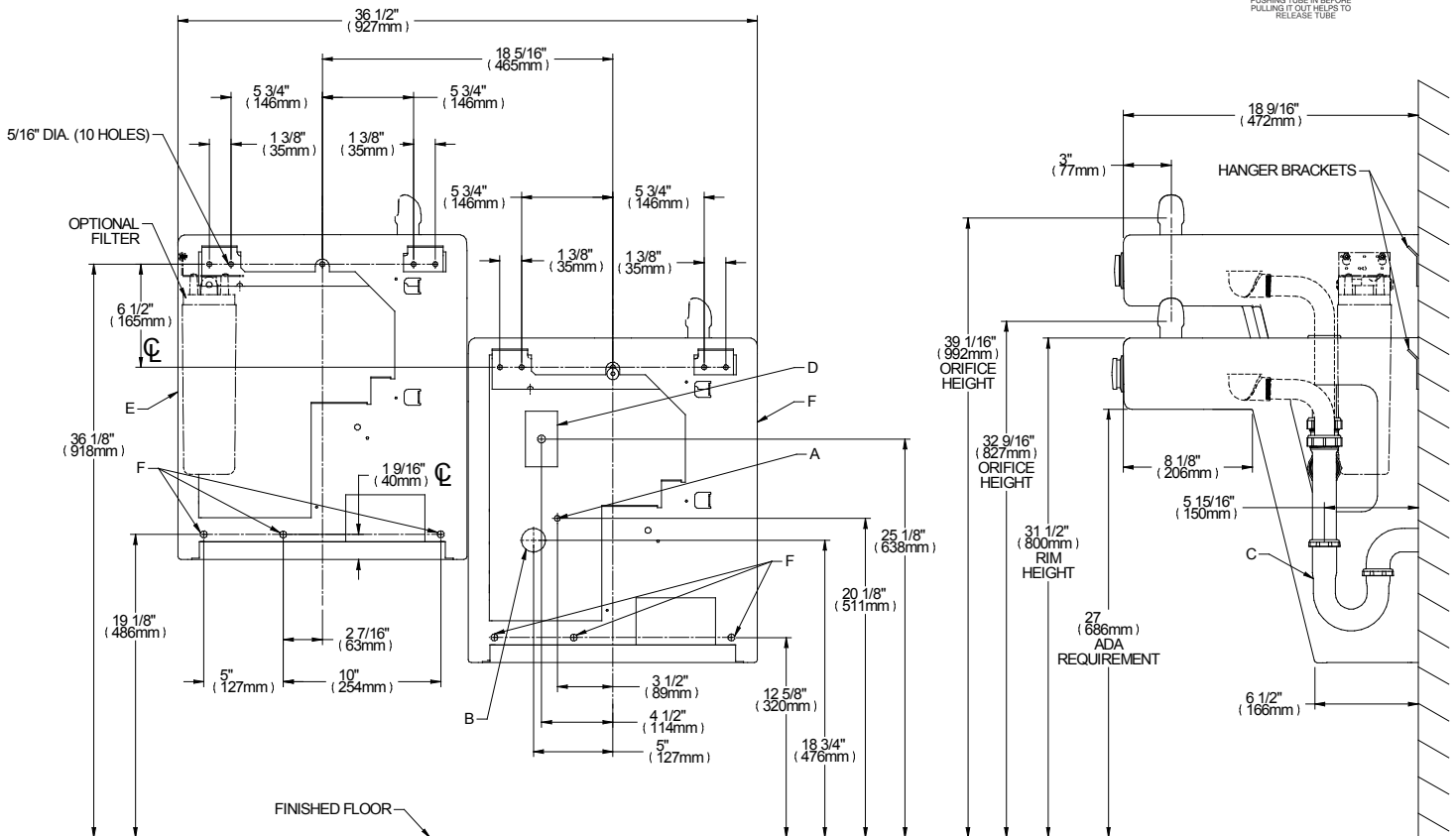
This water cooler must be connected to the water supply using a dielectric coupling. The cooler is furnished with a non-metallic strainer which meets this requirement. The drain trap, which is provided by the installer, should also be plastic to completely isolate the cooler from the building plumbing system.



#### OPERATION OF QUICK CONNECT FITTINGS



SHOWN VRCHDTL8S3JOCSA



**REDUCE HEIGHT BY 3 INCHES FOR INSTALLATION OF CHILDRENS ADA COOLER**

#### LEGEND:

- A = Recommended Water Supply location. Shut-off Valve (not furnished) to accept 3/8" O.D. unplated copper tube. Up to 3" (76mm) maximum out from wall.
- B = Recommended Waste Outlet location. To accommodate 1-1/4" nominal drain. Drain stub 2" (51mm) out from wall.
- C = 1-1/4" Trap (not furnished).
- D = Electrical Supply (3) Wire Recessed Box Duplex Outlet.
- E = Insure proper ventilation by maintaining 6" (152mm) minimum clearance from cabinet louvers to wall.
- F = 7/16" (11mm) Bolt Holes for fastening to wall.

NOTE: New Installations Must Use Ground Fault Circuit Interrupter (GFCI)

Job Name: _____	
Model: _____	Qty. _____
Contact: _____	
Approval Signature: _____	
Notes: _____	