



Description

IdealStream bath and shower exposed mixer with 35 mm ceramic cartridge, automatic diverter, cascade aerator M24x1, S-connectors and integrated check valve, chrome.

IdealStream shower exposed mixer with 35 mm cartridge, S-connectors and integrated check valve, chrome.

Alternative product

You can obtain a **maximum 8lt/min flow rate** with one extra component. Specifically:

IdealStream bath and shower exposed mixer with a **maximum 8lt/min flow rate**, 35 mm ceramic cartridge, automatic diverter, cascade aerator M24x1, S-connectors and integrated check valve, chrome. **Necessary codes to order: B1487AA (B&S mixer) and F960921AA (regulator).**

IdealStream shower exposed mixer with a **maximum 8lt/min flow rate**, 35 mm cartridge, S-connectors and integrated check valve, chrome. **Necessary codes to order: B1266AA (Shower mixer) and F960921AA (regulator).**

Recommended equipment

Check valve with regulator 8lt/min for B&S and Shower mixer.

Product

Bath & Shower mixer
Shower mixer

Article-No.

B1487AA
B1266AA

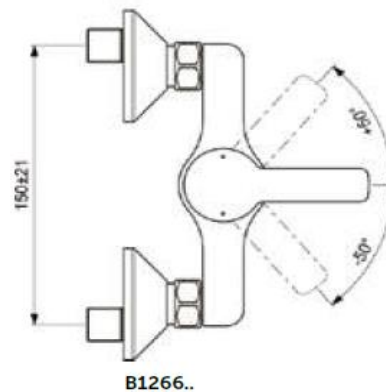
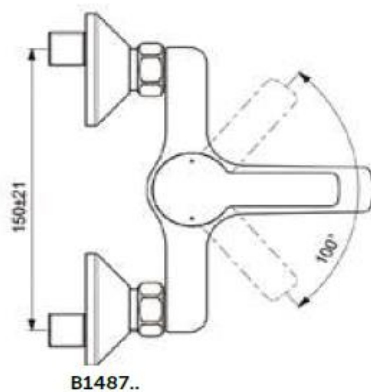
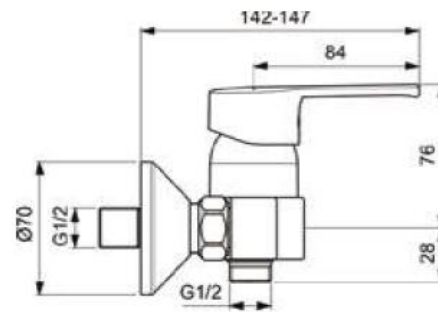
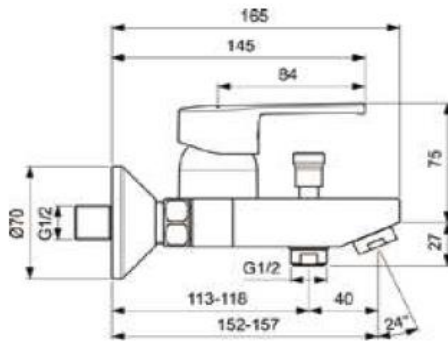
Recommended equipment

Check valve with regulator 8lt/min for B&S and Shower mixer

F960921AA

Finishes

AA Chrome



Bathroom Fittings